

Nanaimo Action Shooters

And The

Independent Shooters League

Present

“Spring Challenge”

Sunday, April 15, 2012

I.S.L. Qualifier #2

7 Stages, 150 rounds

at

Nanaimo Fish & Game

Nanaimo Lakes Road

Nanaimo, BC

Match Director: Kevin Wheatcroft

CRO: Dom



General Notes and Rules

- Registration is from 8:30 am – 9:30 am. Prior approval by the Match Director is required for late registration. Match Fee; \$20.00.
- This match consists of 7 stages and 150 rounds, 750 points.
- I.S.L. membership is mandatory. Memberships will be available at the match.
- At registration competitors must indicate which division they would prefer to shoot in (Open, Standard, or Revolver) and Power Factor of their ammunition. (Major, Minor).
- Rules as per current IPSC Rule Book and current I.S.L. house rules.
- Safety Areas will be designated. No handling of ammunition is allowed in the safety areas.
- It is each competitor's responsibility to have their loads chronographed through their own gun. Six rounds are required.
- Due to range conditions, distances and actual layout may vary.
- As a condition of entry, competitors will be required to work.
- All no-shoot targets will be white unless otherwise specified.
- Targets indicating hard cover will be painted black. The painted portion will not score.
- All targets will be IPSC classic targets unless otherwise specified.
- All competitors and spectators must wear hearing and eye protection while on the range.
- All steel shoot targets will be primer red and must fall to score.
- No alcoholic beverages will be allowed until shooting is completed for the day and all ranges cleared.
- Please bring your own lunch and refreshments, as food service is NOT available.
- No trophies will be awarded. A cash draw for \$20 will be made with all participants eligible and the exact number of draws will be dependent on participation.
- For more information phone Kevin at 250-754-4543 before 9:00 PM or email kevin@actionshooters.org.

- Information will also be posted on our website; www.islbc.ca

Stage One

Careful, Now

(left 1)

Rounds: 10 Points: 50

Scoring: Comstock

Range 5 to 12 m.

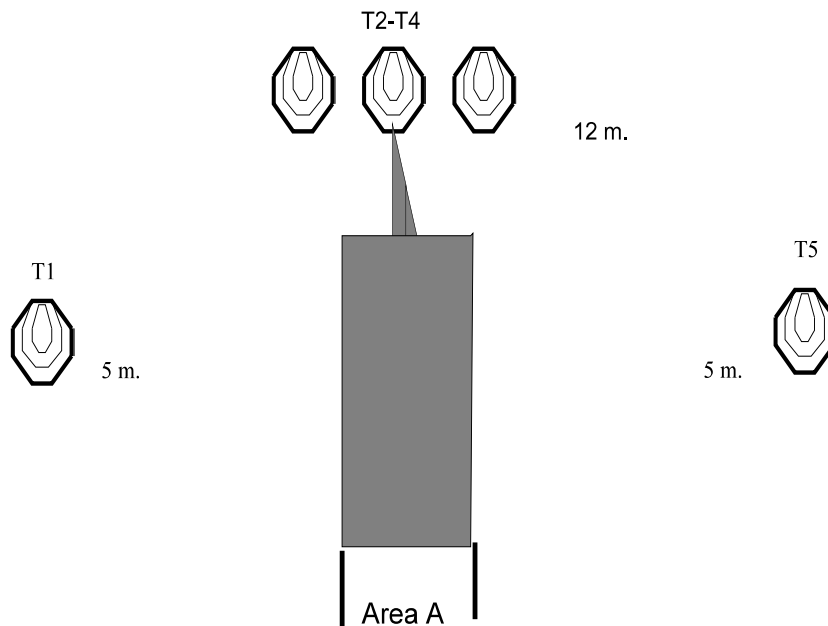
Targets: 5 IPSC Classic

Start signal: Audible

Stop Signal: Last shot

Start position: Standing in Area A, back to targets with hands clasped on top of your head. Firearm is loaded and holstered.

Procedure: On signal, engage all targets as they become visible from within Area A.



Setup Notes: T1 and T5 are low targets that are only visible from one side of the barricade. T2-T4 are visible from either side of the barricade.

Stage Two Picket Fences

(Left 2)

Rounds: 22 Points: 110 Scoring: Comstock Range: 6 to 12 metres

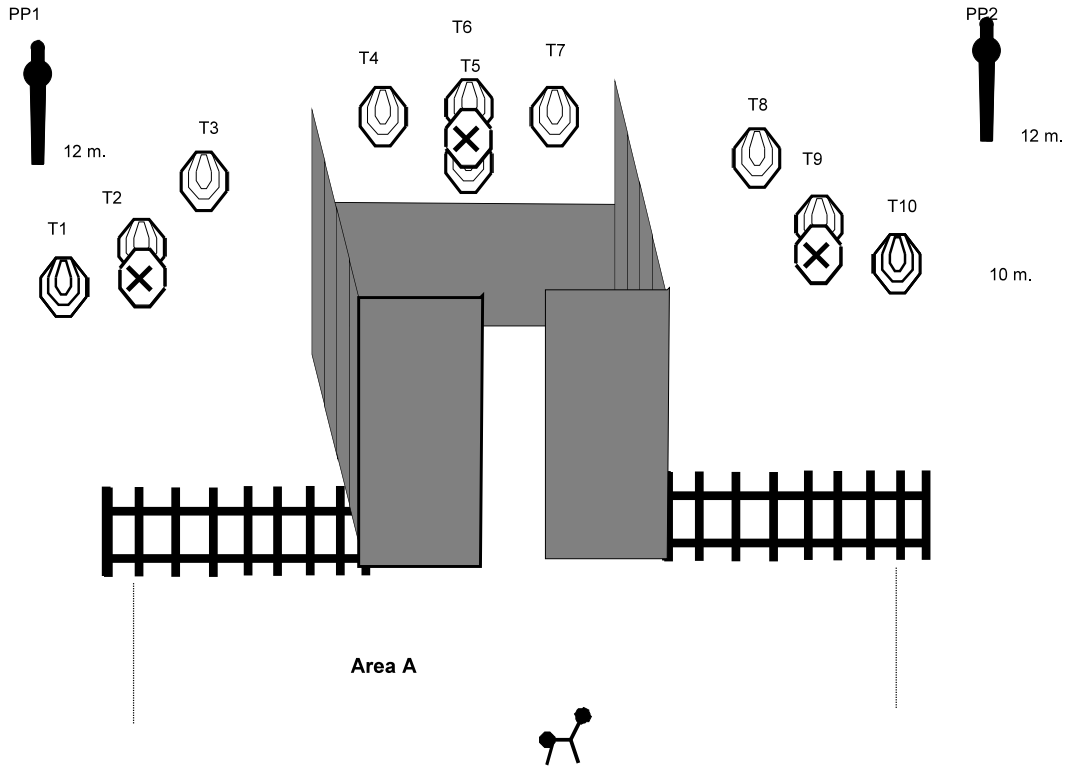
Targets: 10 IPSC Classic, 3 No-shoot, 2 Pepper Poppers

Start signal: Audible Stop Signal: Last shot

Start position: Seated in chair, facing targets with hands relaxed at sides. Firearm is loaded and holstered.

Procedure: On signal, engage all targets as they become visible from within Area A.

Notes:



Stage Three Oh, Wheelie!

(PPC)

Rounds: 12 Points: 60 Scoring: Comstock Range: 3 to 6 meters

Targets: 6 IPSC Classic

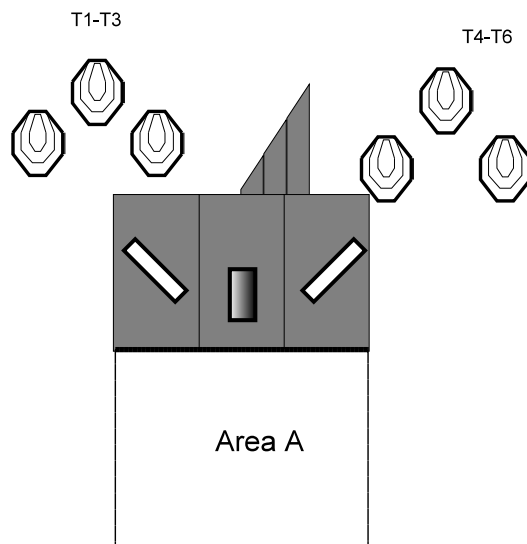
Start Signal: Audible

Stop Signal: Last shot

Start position: Standing with back to mark in Area A with hands relaxed at your sides. Firearm is loaded and holstered.

Procedure: On signal, engage all targets as they become visible from within Area A.

Notes:



Stage Four The Big Picture

(PPC)

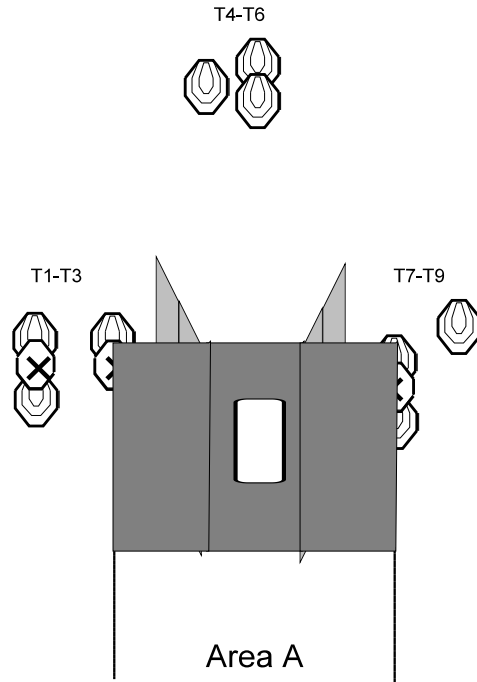
Rounds: 18 Points: 90 Scoring: Comstock Range: 3 to 20 metres

Targets: 9 IPSC Classic, 4 No-shoots

Start Signal: Timer Beep Stop Signal: Last shot

Start position: Standing in Area A facing targets with both hands holding the bottom of the window frame. Firearm is loaded and holstered.

Procedure: On signal, engage all targets from within Area A.



Stage Five Around Corners

(Right 1)

Rounds: 24

Points: 120

Scoring: Comstock Range: 3 to 10 metres

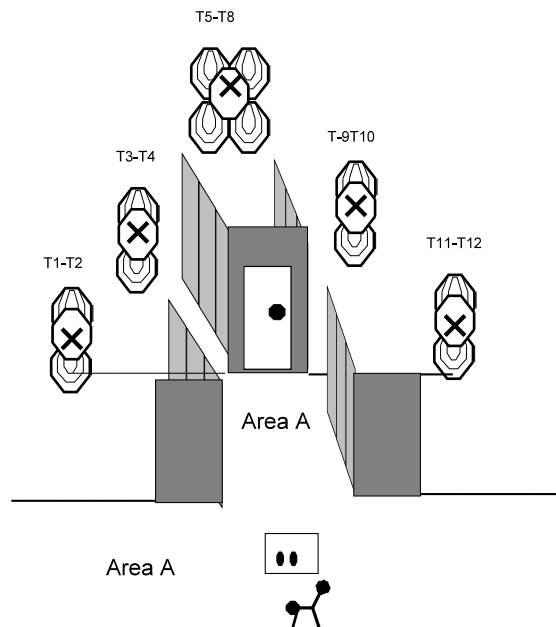
Targets: 12 IPSC Classic, 5 No-shoots

Start signal: Timer Beep Stop Signal: Last shot

Start position: Sitting in the chair in Area A with both hands flat on marks on the table. Firearm is loaded and holstered.

Procedure: On signal, engage all targets as they become visible from within Area A.

Notes:



Stage Six Which Way?

(Right 2)

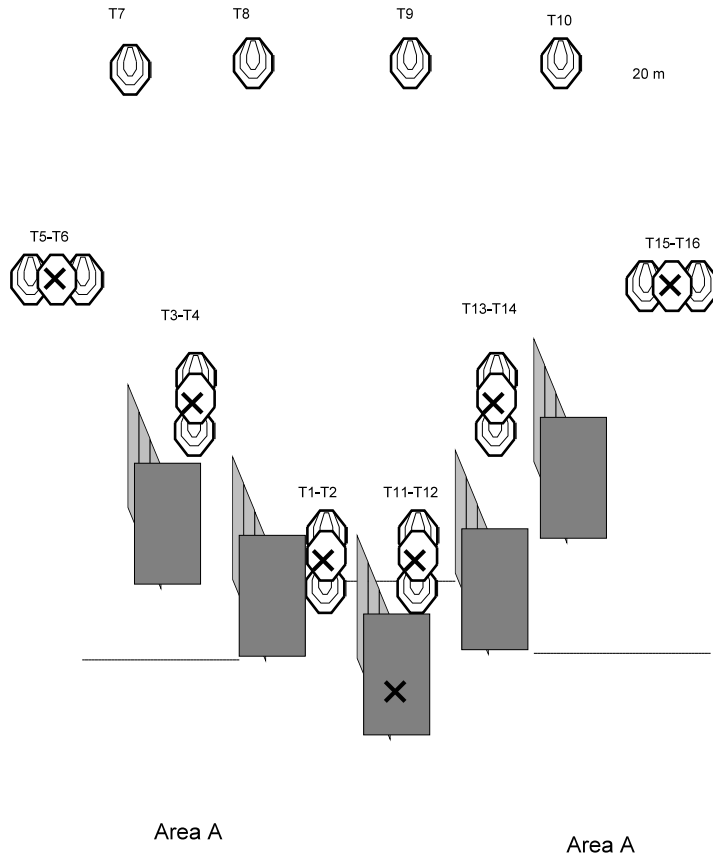
Rounds: 32 Points: 160 Scoring: Comstock Range: 3 to 20 metres

Targets: 16 IPSC Classic, 6 penalty

Start position: Standing in Area A, back to targets at the X on the vision barrier.
Firearm is loaded and holstered.

Procedure: On signal, engage all targets as they become visible from within Area A.

Notes:



Stage Seven

Another Kevin Challenge

(Right 3)

Rounds: 32 Points:160 Scoring: Comstock Range: 2 to 20 metres

Targets: 16 IPSC Classic, 5 penalty

Start position: Standing in Area A, back to targets at mark on the barricade. Hands are relaxed at sides. Firearm is loaded and holstered.

Procedure: On signal, engage all targets as they become visible from within Area A.

Notes: Remember Rule 2.2.1.5 : If a course of fire has a passageway visibly delineated by fault lines and/or clearly demarcated shooting area, any competitor who takes a shortcut outside the passageway and/or shooting area will incur ***one procedural penalty for each shot fired*** after beginning the shortcut.

